



NOMBRE:


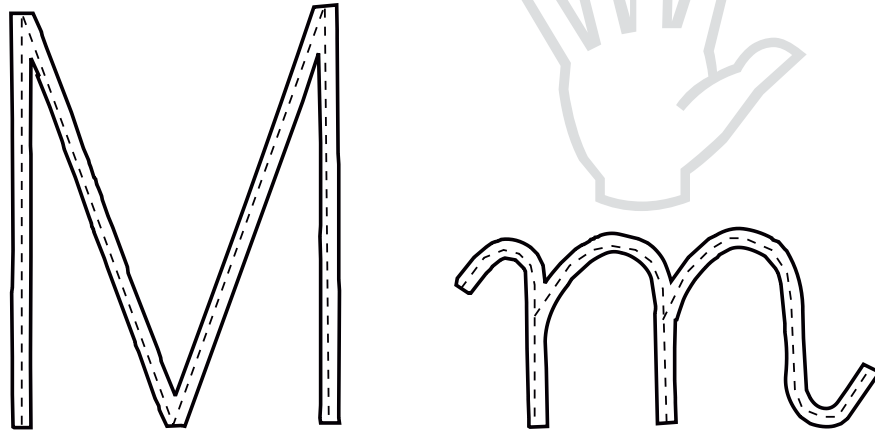
FECHA:

M01.

ma me mi mo mu


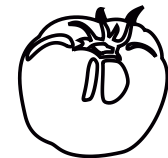



 Repasa, pinta y copia.

 Rodea y pinta los dibujos que tengan "m"



m m m m M M M M

ma me mi mo mu



NOMBRE:




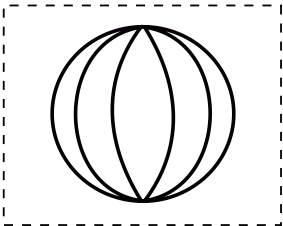



FECHA:

M02.

 Recorta los dibujos y pégalos en su sitio.

m		


m		




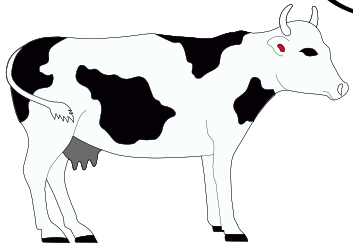


NOMBRE:


FECHA:

M04.

 Escribe lo que dicen ...



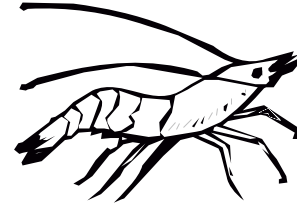
muuu-miau-mamá



 Observa los nombres y rodea la letra "m".




almendras




camarón




bombona



chimenea




dominó




empanada



fantasma



flamenco




gnomo

NOMBRE:

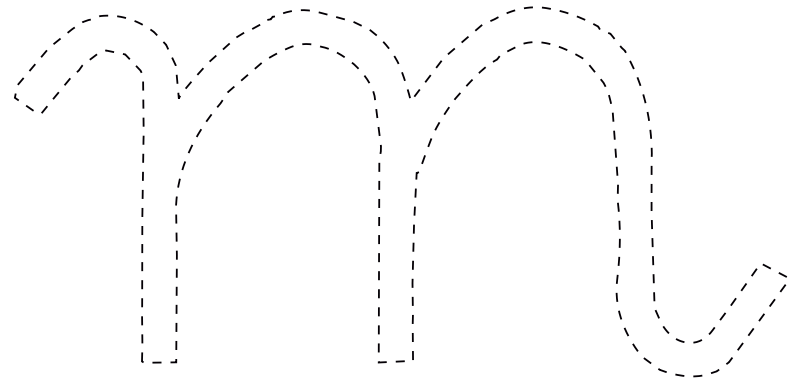
FECHA:

M06.

 Rodea la letra "m".

e n m n
i a u a
u i o n
m u m
e m i e
n a e m
m n o n
e o a n
u n m n o


 Repasa y pinta la letra.



 Copia y dibuja quién dice ...

_____ miao _____

_____ muuu _____





NOMBRE:

FECHA:

M07.

ma me mi mo mu

 Completa y haz dibujos que empiecen por ...



a →

ma →

e →

me →

i →

mi →

o →

mo →

u →

mu →